

# Appendices

## Appendix 1: Glossary of Terms

### Primary Needs:

- **ASC/ASD:** Autism Spectrum Condition/Disorder/Autism
- **SEMH:** Social, Emotional and Mental Health
- **HI:** Hearing Impairment
- **MLD:** Moderate Learning Difficulties
- **MSI:** Multi-Sensory Impairment
- **PD:** Physical Difficulties
- **PMLD:** Profound and Multiple Learning Difficulties
- **SLD:** Severe Learning Difficulties
- **SLCN:** Speech, Language and Communication Needs
- **VI:** Visual Impairment

### Broad Categories of SEND:

- **Social, Emotional and Mental Health Difficulties (SEMH):** Children and young people may experience a wide range of social and emotional difficulties which manifest themselves in many ways. These may include becoming withdrawn or isolated, as well as displaying challenging, disruptive, or disturbing behaviour. These behaviours may reflect underlying mental health difficulties such as anxiety or depression, self-harming, substance misuse, eating disorders or physical symptoms that are medically unexplained. Other children and young people may have disorders such as attention deficit disorder, attention deficit hyperactive disorder or attachment disorder.
- **Sensory and/or physical needs:** Some children and young people require special educational provision because they have a disability that prevents or hinders them from making use of the educational facilities generally provided in a mainstream setting. This includes pupils with visual impairment (VI), hearing impairment (HI) or a multi-sensory impairment (MSI) who are likely to require specialist support and/or equipment to access their learning or support. It also includes those with a severe physical disability (PD).
- **Cognition and Learning:** Learning difficulties cover a wide range of needs, including moderate learning difficulties (MLD), severe learning difficulties (SLD) - where children are likely to need support in all areas of the curriculum and have associated difficulties with mobility and communication - through to profound and multiple learning difficulties (PMLD). Children with PMLD are likely to have severe and complex learning difficulties as well as a physical disability or sensory impairment. This range of needs also includes specific learning difficulties (SpLD), which encompasses a range of conditions such as dyslexia, dyscalculia, and dyspraxia.
- **Communication and Interaction:** Children and young people with speech, language, and communication needs (SLCN) have difficulty in communicating with others. They may have difficulty with one, some or all of the different aspects of speech, language, or social communication at different times of their lives. This area includes those children and young people with autism who also are likely to have difficulties with social interaction, and with language, communication, and imagination, which can impact on how they relate to others.

## Other Terms or Acronyms:

- **Academy:** Schools controlled and funded directly by the Secretary of State for Education and include academies, free schools, UTC schools, studio schools, academy special schools, alternative provision academies and academy boarding schools.
- **Alternative Provision:** Education arranged by Local Authorities for pupils who because of exclusion, illness, or other reasons, would not otherwise receive suitable education; education arranged by pupils on a fixed period exclusion; and pupils being directed by schools to off-site provision to improve behaviour.
- **DfE:** Department for Education is the national body responsible for education, children's services, higher and further education policy.
- **EHCP:** An EHCP details the education, health and social care support that is to be provided to a child or young person who has SEN or a disability. It is drawn up by the Council after an EHC needs assessment of the child or young person has determined that an EHC plan is necessary, and after consultation with relevant partner agencies.
- **ESFA:** Education and Skills Funding Agency (formerly EFA): national body responsible for school funding, delivering Free Schools and monitoring academies.
- **EYFSP:** Early Years Foundation Stage
- **EYQT:** Early Years Quality Improvement Team
- **FE:** Form of Entry, this describes a Reception class of 30 pupils and the seven classrooms that are needed for the class to work their way through the school
- **GLA:** Greater London Authority
- **LA:** Local Authority
- **LBH:** London Borough of Hillingdon
- **Mainstream School:** School provision other than special schools, hospital schools, alternative provision, i.e., mainstream community schools, voluntary-aided, trust, foundation, or grammar schools.
- **Maintained School:** A school that is funded by a local education authority.
- **NOR:** Number on roll, this is a count of the number of pupils in an educational facility.
- **PAN:** Published Admission Number
- **PRU:** Pupil Referral Unit also known as Alternative Provision for those not willing or able to attend mainstream school for a short period or long term.
- **RSC:** Regional Schools Commissioner acts on behalf of the Secretary of State for Education and is responsible for intervening when academies or sponsors are underperforming, arranging sponsors for new academies, and advising on new free schools.
- **PVI:** Private Voluntary and Independent Nurseries
- **SCAP:** School Capacity Survey, is an annual return by SBC to the ESFA to explain projected shortfalls in school places. SEND and PRU places are not captured in this return
- **SEND:** Special Education Needs and Disabilities, refers to pupils with an EHCP, these pupils will attend a mainstream school possibly in a Resourced Unit or a Special School
- **Specialist Resource Provision (SRP):** Are special provisions within a mainstream school where the children are taught mainly within separate classes.
- **Special School:** A school which is specially organised to make special educational provision for pupils with SEND.

## Appendix 2 – Breakdown of Academy Trusts

Multi-Academy Trust	LBH Schools by Phase						Total Trust Schools in LBH	LBH Schools in Trust
	Primary	Secondary	All-Through	Studio College / UTC	Special School	Alternative Provision		
The Rosedale Hewens Academy Trust	3	2		2			7	Brookside, Hewens Primary, Rosedale Primary, Hewens College, Rosedale College, DeSalis Studio, Parkside Studio
Vanguard Learning Trust	3	2					5	Field End J, Hermitage, Ryefield, Ruislip High, Vyners
LDBS Frays Academy Trust	4						4	Cowley St Laurence, Laurel Lane, St Martin's, St Matthew's
QED Academy Trust	1	3					4	Coteford J, Harefield, Northwood, Queensmead
The Park Federation Academy Trust	4						4	Cranford Park, Lake Farm Park, West Drayton, Wood End Park
Middlesex Learning Partnership	2	1					3	William Byrd, Barnhill, Belmore
The Eden Academy					3		3	Grangewood, Moorcroft, Pentland
The Elliot Foundation Academies Trust	3						3	Hillingdon, John Locke, Pinkwell
Guru Nanak Sikh Academy Limited	1		1				2	Nanaksar, Guru Nanak
Orchard Hill College Academy Trust					1	1	2	The PRIDE Academy, The Skills Hub
Activate Learning Education Trust				1			1	UTC Heathrow
Aspirations Academies Trust		1					1	Park Academy
The Diocese Of Westminster Academy Trust		1					1	Douay Martyrs
Veritas Educational Trust		1					1	Bishop Ramsey
<b>Total Schools in Multi-Academy Trusts</b>	<b>21</b>	<b>11</b>	<b>1</b>	<b>3</b>	<b>4</b>	<b>1</b>	<b>41</b>	
Single-Academy Trust	LBH Schools by Phase						Total Trust Schools in LBH	LBH Schools in Trust
	Primary	Secondary	All-Through	Studio College / UTC	Special School	Alternative Provision		
Bishopshalt School		1					1	Bishopshalt
Charville Academy	1						1	Charville
Global Academy UTC Trust Limited				1			1	Global Academy
Haydon School		1					1	Haydon
Swakeleys School For Girls		1					1	Swakeleys
The Willows School Academy Trust					1		1	The Willows
Uxbridge High School Academy Trust		1					1	Uxbridge High
<b>Total Schools in Single-Academy Trusts</b>	<b>1</b>	<b>4</b>	<b>0</b>	<b>1</b>	<b>1</b>	<b>0</b>	<b>7</b>	

## **Appendix 3 – Definitions of Types of School**

### **Maintained Schools - overseen by the LA:**

Community - the Council owns the buildings and determines admission arrangements.

Foundation - the governing body owns the school buildings, employs the staff and determines their own admission arrangements.

Voluntary Aided - a Trust or diocesan body own the building, employ the staff, and determine their own admission arrangements.

### **Non-maintained schools - independent from the local council:**

Academies - the Trust owns or has a long lease on their site, they operate under a Funding Agreement with the Government and can follow a different curriculum.

Free Schools - schools that have opened as new academies, rather than being converted to an academy from a maintained school. A free school is still an academy and is funded and controlled in the same way as other academies.

### **Other schools**

Independent - private schools (independent from the local council) where parents pay for the cost of their child's place.

## Appendix 4 - School PAN Numbers by Type

The tables below give a list of primary, secondary, and special schools respectively, and their Published Admission Numbers (PANs) or Commissioned Places for the academic year 2023/24.

School	Published Admissions Number (PAN)
Belmore Primary Academy	90
Bishop Winnington-Ingram CofE Primary School	30
Botwell House Catholic Primary School	90
Bourne Primary School	30
Brookside Primary School	60
Charville Academy	60
Cherry Lane Primary School	90
Colham Manor Primary School	90
Coteford Infant School	81
Coteford Junior School	81
Cowley St Laurence CE Primary School	60
Cranford Park Academy	120
Deanesfield Primary School	90
Dr Triplett's CofE Primary School	60
Field End Infant School	90
Field End Junior School	90
Frithwood Primary School	60
Glebe Primary School	90
Grange Park Infant and Nursery School	120
Grange Park Junior School	120
Guru Nanak Sikh Academy	60
Harefield Infant School	60
Harefield Junior School	60
Harlyn Primary School	60
Harmondsworth Primary School	30
Hayes Park School	90
Heathrow Primary School	60
Hermitage Primary School	60
Hewens Primary School	60
Highfield Primary School	60
Hillingdon Primary School	90
Hillside Infant School	60
Hillside Junior School	60
Holy Trinity CofE Primary School	30
John Locke Academy	90
Lady Bankes Primary School	90
Lake Farm Park Academy	90
Laurel Lane Primary School	60
Minet Junior School	120

Minet Nursery and Infant School	120
Nanaksar Primary School	120
Newnham Infant and Nursery School	90
Newnham Junior School	90
Oak Farm Primary School	90
Pinkwell Primary School	90
Rabbsfarm Primary School	90
Rosedale Primary School	60
Ruislip Gardens Primary School	60
Ryefield Primary School	60
Sacred Heart Catholic Primary School	90
St Andrew's CofE Primary School	30
St Bernadette Catholic Primary School	60
St Catherine Catholic Primary School	30
St Martin's Church of England Primary School	60
St Mary's Catholic Primary School	30
St Matthew's CofE Primary School	60
St Swithun Wells' Catholic Primary School	30
The Breakspear School	90
Warrender Primary School	60
West Drayton Academy	90
Whitehall Infant School	120
Whitehall Junior School	120
Whiteheath Infant and Nursery School	90
Whiteheath Junior School	90
William Byrd Academy	90
Wood End Park Academy	120
Yeading Infant and Nursery School	120
Yeading Junior School	120
<b>TOTAL</b>	<b>5,172</b>

**Secondary schools – Published Admission Numbers 2023/24 - excluding bulge classes**

<b>School</b>	<b>Published Admissions Number (PAN)</b>
Barnhill Community High School	240
Bishop Ramsey Church of England School	186
Bishopshalt School	186
The Douay Martyrs Catholic School	240
Guru Nanak Sikh Academy	180
Harefield Academy	90
Harlington School	240
Haydon School	300
Hewens College	120
Northwood School	180
Oak Wood School	240
Park Academy West London	180
Queensmead School	240
Rosedale College	180
Ruislip High School	210
Swakeleys School for Girls	240
Uxbridge High School	230
Vyners School	240
<b>Total Places</b>	<b>3722</b>

**Special schools – Planned Place Numbers 2023/24**

Special Schools - Planned Places Numbers 2020/21			
School	School Type	Designated Need	Commissioned Places
Grangewood School	Academy	SLD/PMLD/MSI	131
Hedgewood School	Community	MLD/ASD	190
Meadow High School	Community	MLD (Complex)	250
Moorcroft School	Academy	SLD/PMLD/MSI	119
Pentland Field School	Academy	MLD/ASD	162
Willows School Academy Trust	Academy	SEMH/MLD/ASD	60
The PRIDE	Academy	SEMH	76
Total Places	988		

### Specialist Resource Provision – Planned Place Numbers 2023/24

School	School Type	Designated Need	Commissioned Places
<b>Primary</b>			
Hayes Park School SRP	Foundation	ASD	13
Coteford Infant School SRP	Community	PD	3
Coteford Junior School SRP	Academy	PD	6
Deansfield Primary School SRP	Community	SLCN	8
Pinkwell Primary SRP	Academy	SLCN	10
Glebe Primary SRP	Community	HI	11
Cherry Lane Primary SRP	Community	ASD	10
Lake Farm Park Primary SRP	Academy	ASD	13
St Martin's CE Primary SRP	Academy	ASD	12
<b>Secondary</b>			
Oak Wood School - SRP	Foundation	ASD	12
Harlington School SRP	Foundation	Physical and Sensory Disabilities	7
Northwood SRP	Academy	SLCN	10
Vyners SRP	Academy	HI	16
<b>Total Places</b>			131



## Appendix 5 – Schools by Planning Area

Planning Area Number	Schools within Planning Area	Number of Schools
PPA 1	Harefield Infant School & Harefield Junior School	2
PPA 2	Frithwood Primary School, Harlyn Primary School, Hillside Infant School, Hillside Junior School & Holy Trinity CofE Primary School	5
PPA 3	Bishop Winnington-Ingram CofE Primary School, Coteford Infant School, Coteford Junior School, Warrender Primary School, Whiteheath Infant and Nursery School & Whiteheath Junior School	6
PPA 4	Glebe Primary School & The Breakspear School	2
PPA 5	Bourne Primary School, Deanesfield Primary School, Field End Infant School, Field End Junior School, Lady Bankes Primary School, Newnham Infant and Nursery School, Newnham Junior School, Ruislip Gardens Primary School, Sacred Heart Catholic Primary School & St Swithun Wells' Catholic Primary School	10
PPA 6	Cowley St Laurence CE Primary School, Hermitage Primary School, John Locke Academy, St Andrew's CofE Primary School, St Mary's Catholic Primary School, Whitehall Infant School & Whitehall Junior School	7
PPA 7	Highfield Primary School, Hillingdon Primary School, Oak Farm Primary School, Ryefield Primary School & St Bernadette Catholic Primary School	5
PPA 8	Charville Academy, Grange Park Infant and Nursery School, Grange Park Junior School, Hayes Park School & Hewens Primary School	5
PPA 9	Belmore Primary Academy, Brookside Primary School, Yeading Infant and Nursery School & Yeading Junior School	4
PPA 10	Colham Manor Primary School, Rabbsfarm Primary School & St Matthew's CofE Primary School	3
PPA 11	Botwell House Catholic Primary School, Dr Triplett's CofE Primary School, Guru Nanak Sikh Academy, Lake Farm Park Academy, Minet Nursery and Infant School, Minet Junior School, Nanaksar Primary School, Rosedale Primary School & Wood End Park Academy	9
PPA 12	Cranford Park Academy, Pinkwell Primary School & William Byrd Academy	3
PPA 13	Harmondsworth Primary School & Heathrow Primary School	2

PPA 14	Cherry Lane Primary School, Laurel Lane Primary School, St Catherine Catholic Primary School, St Martin's Church of England Primary School & West Drayton Academy	5
--------	---	---

## Appendix 6 – Forecasting by Planning Area

### Forecasting by Planning Areas

The following sections include the school place forecasts at a planning area level from the SCAP 23 submission. The map illustrates the 14 primary planning areas within the London Borough of Hillingdon followed by forecasts for the North and South of the Borough for secondary schools.

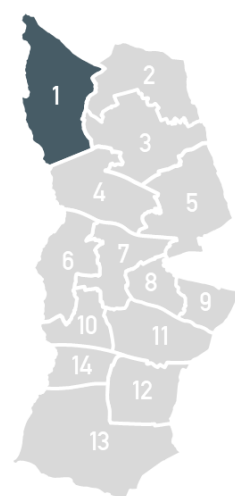
“Reception Pupil Forecast” shows the year-on-year change in projections e.g., for the whole Borough, 2023/24’s reception projection is 181 pupils lower than the 2022/23 census actuals.

“Reception Surplus” has been added to show the expected number of vacant school places against the approved PAN for each year.

“Number on Roll” is using January Census actuals for 2022/23, and projections for future years.

### Reception Pupil Forecast – PPA 1

Reception Pupil Forecast								
Year	23/24	24/25	25/26	26/27	27/28	28/29	29/30	30/31
Year-on-Year +/-	-5	-2	-5	0	-1	0	0	0
Reception Surplus	3	5	10	10	11	11	11	11
Harefield Infant School & Harefield Junior School								



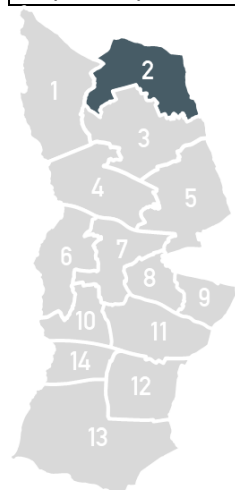
Number on Roll (Reception only)		Number on Roll (Whole phase)	
Year	NOR	Year	NOR
22/23	62	22/23	405
23/24	57	23/24	403
24/25	55	24/25	408
25/26	50	25/26	401
26/27	50	26/27	391
27/28	49	27/28	377
28/29	49	28/29	368
29/30	49	29/30	359
30/31	49	30/31	353

This area is predominantly rural and very isolated from the rest of the Borough, it is surrounded by Hertfordshire with one lone village served by an infant and junior school which must have sufficient capacity to meet local demand. The year groups fluctuate, and this has caused both schools budget and class management problems.

A PAN reduction to 60 was agreed for each school from September 2023 to reflect the size of most year groups in the infant and junior schools. This will still ensure that all local and sibling demand can be met and give the school and its pupils stability. Some of the current roll are not local but travel in long distances, using the school for convenience as it is near parental work.

### Reception Pupil Forecast – PPA 2

Reception Pupil Forecast								
Year	23/24	24/25	25/26	26/27	27/28	28/29	29/30	30/31
Year-on-Year +/-	-3	-1	+1	-1	-4	+4	+1	-1
Reception Surplus	28	29	28	29	33	29	28	29
Frithwood Primary School, Harlyn Primary School, Hillside Infant School, Hillside Junior School & Holy Trinity CofE Primary School								



Number on Roll (Reception only)	
Year	NOR
22/23	185
23/24	182
24/25	181
25/26	182
26/27	181
27/28	177
28/29	181
29/30	182
30/31	181

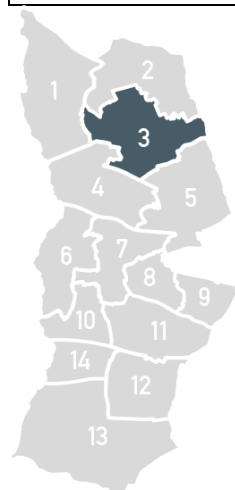
Number on Roll (Whole phase)	
Year	NOR
22/23	1397
23/24	1344
24/25	1337
25/26	1314
26/27	1285
27/28	1257
28/29	1243
29/30	1239
30/31	1233

This PPA is affected by fluctuating demand and has experienced a steady decline in numbers since 2016. Local house sales have slowed, it would appear few new families are moving in and some families have decided to move back to Europe.

All of the schools in PPA 2 are close to the boundary with Hertfordshire and Harrow and significantly affected by cross-borough movement.

## Reception Pupil Forecast – PPA 3

Reception Pupil Forecast								
Year	23/24	24/25	25/26	26/27	27/28	28/29	29/30	30/31
Year-on-Year +/-	-7	-3	-6	+4	-6	+3	+1	-1
Reception Surplus	52	34	10	6	12	9	8	9
Bishop Winnington Ingram CofE, Coteford Infant, Coteford Junior, Warrender, Whiteheath Infant & Nursery & Whiteheath Junior School								



Number on Roll (Reception only)	
Year	NOR
22/23	216
23/24	209
24/25	206
25/26	200
26/27	204
27/28	198
28/29	201
29/30	202
30/31	201

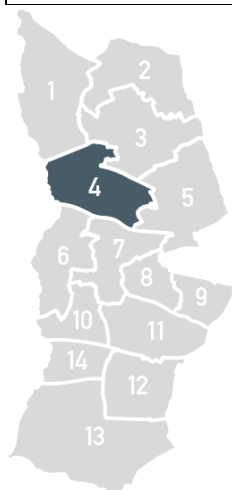
Number on Roll (Whole phase)	
Year	NOR
22/23	1581
23/24	1598
24/25	1598
25/26	1566
26/27	1530
27/28	1487
28/29	1458
29/30	1430
30/31	1420

Previous pressure led to the expansion of one school. Numbers had fallen suddenly in 2020/21 for one school which is 1FE, however currently with only 8% vacancy.

There is some pupil movement between PPAs 3, 4 & 5. Therefore, securing sufficient capacity across these areas has been factored into the LA's plans. Numbers have been reviewed with the proposal to consult to reduce the PAN of 1 school which would take effect in September 2024, and another with effect from September 2025.

## Reception Pupil Forecast – PPA 4

Reception Pupil Forecast								
Year	23/24	24/25	25/26	26/27	27/28	28/29	29/30	30/31
Year-on-Year +/-	+6	-7	-11	+8	-4	+2	0	-2
Reception Surplus	19	26	37	29	33	31	31	33
Breakspear Primary School & Glebe Primary School								



Number on Roll (Reception only)	
Year	NOR
22/23	155
23/24	161
24/25	154
25/26	143
26/27	151
27/28	147
28/29	149
29/30	149
30/31	147

Number on Roll (Whole phase)	
Year	NOR
22/23	1185
23/24	1171
24/25	1158
25/26	1122
26/27	1095
27/28	1054
28/29	1028
29/30	1019
30/31	1006

The two schools in this PPA have historically been popular and full as they attract applications from outside the immediate area.

This area has some moves between PPA 4 and PPA 5. No changes are proposed at this point.

## Reception Pupil Forecast – PPA 5

Reception Pupil Forecast								
Year	23/24	24/25	25/26	26/27	27/28	28/29	29/30	30/31
Year-on-Year +/-	-3	-25	-16	+19	-12	+8	+4	0
Reception Surplus	60	85	101	82	94	86	82	82
Bourne Primary School, Deanesfield Primary School, Field End Infant School, Field End Junior School, Lady Banks Primary School, Newnham Infant and Nursery School, Newnham Junior School, Ruislip Gardens Primary School, Sacred Heart Catholic Primary School & St Swithun Wells' Catholic Primary School								



Number on Roll (Reception only)	
Year	NOR
22/23	513
23/24	510
24/25	485
25/26	469
26/27	488
27/28	476
28/29	484
29/30	488
30/31	488

Number on Roll (Whole phase)	
Year	NOR
22/23	3711
23/24	3688
24/25	3601
25/26	3479
26/27	3389
27/28	3326
28/29	3258
29/30	3238
30/31	3221

This area has a concentration of residential development, though pupil movement is limited by geographical constraints such as RAF Northolt and major roads. Predicted demand is affected by cross-borough movement as the two largest schools are close to the border with Harrow.

The cross-border movements and overlap with PPA 3 have been fully considered. It was agreed to reduce the PAN of an Infant and Junior school by 30 from September 2023.

## Reception Pupil Forecast – PPA 6

Reception Pupil Forecast								
Year	23/24	24/25	25/26	26/27	27/28	28/29	29/30	30/31
Year-on-Year +/-	-33	-3	+2	+9	-7	+6	+3	-1
Reception Surplus	61	64	32	23	30	24	21	22
Cowley St Laurence CE Primary School, Hermitage Primary School, John Locke Academy, St Andrew's CofE Primary School, St Mary's Catholic Primary School, Whitehall Infant School & Whitehall Junior School								



Number on Roll (Reception only)	
Year	NOR
22/23	362
23/24	329
24/25	326
25/26	328
26/27	337
27/28	330
28/29	336
29/30	339
30/31	338

Number on Roll (Whole phase)	
Year	NOR
22/23	2470
23/24	2481
24/25	2456
25/26	2423
26/27	2350
27/28	2297
28/29	2263
29/30	2233
30/31	2228

This includes Uxbridge Town Centre and a number of residential areas. One of these is the large development on the former RAF Uxbridge base which will include 1,300 new homes. Demand for places has increased and is expected to grow further as the site is developed.

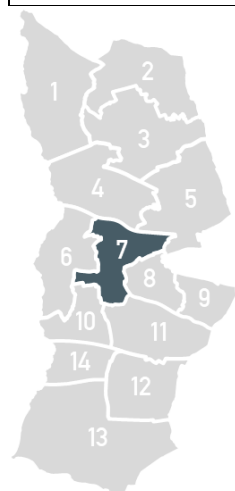
A new 3FE primary school opened in September 2014 but before the housing was occupied. Therefore, the school was temporarily an over-provision that filled with a significant number of applications from outside PPA 6, as Uxbridge is convenient for many parents. This has created some distortion with siblings from miles away, but will correct over time, and led to erratic forecasts.

There is expected to be sufficient capacity locally, given the spaces nearby in PPA 7. The area is closely monitored, as the development and sales of new homes progress. The Council has consulted on a PAN reduction for an infant/junior school of 1FE with effect from September 2025.



## Reception Pupil Forecast – PPA 7

Reception Pupil Forecast								
Year	23/24	24/25	25/26	26/27	27/28	28/29	29/30	30/31
Year-on-Year +/-	-28	-1	0	+1	-7	+3	+1	-2
Reception Surplus	76	77	77	76	83	80	79	81
Highfield Primary School, Hillingdon Primary School, Oak Farm Primary School, Ryefield Primary School & St Bernadette Catholic Primary School								



Number on Roll (Reception only)	
Year	NOR
22/23	312
23/24	284
24/25	283
25/26	283
26/27	284
27/28	277
28/29	280
29/30	281
30/31	279

Number on Roll (Whole phase)	
Year	NOR
22/23	2279
23/24	2221
24/25	2172
25/26	2140
26/27	2083
27/28	2000
28/29	1946
29/30	1909
30/31	1896

This is a predominantly residential area, just south of the central Uxbridge area. Demand for places has declined in two schools. One 2 FE school has currently 50% vacancy for September 2023 and will be monitored.

The recent pattern of household moves, and of pupils travelling to schools outside their planning area across PPAs 6,7,8,9,11 is being carefully monitored. It is hoped that careful decisions on a few PAN reductions in these areas will have a wider stabilising impact across all the schools in this PPA. No further action is planned for now, but the situation is being closely monitored.

## Reception Pupil Forecast – PPA 8

Reception Pupil Forecast								
Year	23/24	24/25	25/26	26/27	27/28	28/29	29/30	30/31
Year-on-Year +/-	+4	-1	+1	+6	-9	+3	0	-2
Reception Surplus	71	42	41	35	44	41	41	43
Charville Academy, Grange Park Infant and Nursery School, Grange Park Junior School, Hayes Park School & Hewens Primary School								



Number on Roll (Reception only)	
Year	NOR
22/23	255
23/24	259
24/25	258
25/26	259
26/27	265
27/28	256
28/29	259
29/30	259
30/31	257

Number on Roll (Whole phase)	
Year	NOR
22/23	2053
23/24	2002
24/25	1975
25/26	1913
26/27	1872
27/28	1827
28/29	1786
29/30	1775
30/31	1766

Demand has slowed in the area. One Trust school did consult on reducing their PAN which took effect September 2023.

The recent pattern of household moves, and of pupils travelling to schools outside their planning area across PPAs 6,7,8,9,11 is being carefully monitored. Numbers have been reviewed and a PAN reduction of an Infant and Junior school by 1FE will take effect in September 2024.

## Reception Pupil Forecast – PPA 9

Reception Pupil Forecast								
Year	23/24	24/25	25/26	26/27	27/28	28/29	29/30	30/31
Year-on-Year +/-	-8	-6	-16	+2	-7	+1	0	-1
Reception Surplus	37	43	59	57	64	63	63	64
Belmore Primary Academy, Brookside Primary School, Yeading Infant and Nursery School & Yeading Junior School								



Number on Roll (Reception only)	
Year	NOR
22/23	241
23/24	233
24/25	227
25/26	211
26/27	213
27/28	206
28/29	207
29/30	207
30/31	206

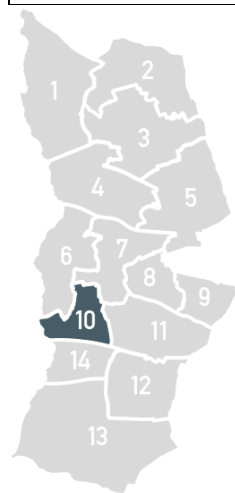
Number on Roll (Whole phase)	
Year	NOR
22/23	1666
23/24	1667
24/25	1644
25/26	1590
26/27	1547
27/28	1497
28/29	1468
29/30	1439
30/31	1418

Demand for places is being monitored. This area is adjacent to PPA 11 and to the borough of Ealing and therefore can be affected by demand for places from outside the PPA/Borough.

The recent pattern of household moves, and of pupils travelling to schools outside their planning area across PPAs 6,7,8,9,11 is being carefully monitored. It is hoped that careful decisions on a few PAN reductions in these areas will have a wider stabilising impact across all the local schools. One school serving a distinct residential area, bordering Ealing, has had steadily declining rolls and has already been operating at 1FE below PAN in all year groups. The school consulted to reduce its PAN by 30 from September 2023 and this was agreed.

## Reception Pupil Forecast – PPA 10

Reception Pupil Forecast								
Year	23/24	24/25	25/26	26/27	27/28	28/29	29/30	30/31
Year-on-Year +/-	-25	+3	-1	+12	-6	+3	+2	-1
Reception Surplus	34	31	32	20	26	23	21	22
Colham Manor Primary School, Rabbsfarm Primary School & St Matthew's CofE Primary School								



Number on Roll (Reception only)	
Year	NOR
22/23	231
23/24	206
24/25	209
25/26	208
26/27	220
27/28	214
28/29	217
29/30	219
30/31	218

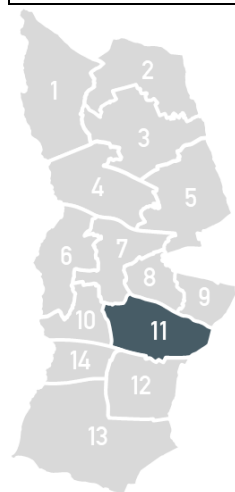
Number on Roll (Whole phase)	
Year	NOR
22/23	1567
23/24	1543
24/25	1530
25/26	1503
26/27	1484
27/28	1446
28/29	1420
29/30	1402
30/31	1403

The three schools are popular and full. Forecast demand for places is expected to remain consistent over the forecast period, with a small margin of capacity which at no point would be such that a form of entry could be removed.

The schools in this PPA are popular and seem insulated from the higher volatility of movements in adjoining areas. No change to the number of places is proposed at this stage but the position will be closely monitored.

## Reception Pupil Forecast – PPA 11

Reception Pupil Forecast								
Year	23/24	24/25	25/26	26/27	27/28	28/29	29/30	30/31
Year-on-Year +/-	-57	-11	-19	+8	-14	+9	-2	-4
Reception Surplus	145	156	175	167	181	172	174	178
Botwell House Catholic Primary School, Dr Triplett's CofE Primary School, Guru Nanak Sikh Academy, Lake Farm Park Academy, Minet Nursery and Infant School, Minet Junior School, Nanaksar Primary School, Rosedale Primary School & Wood End Park Academy								



Number on Roll (Reception only)	
Year	NOR
22/23	632
23/24	575
24/25	564
25/26	545
26/27	553
27/28	539
28/29	548
29/30	546
30/31	542

Number on Roll (Whole phase)	
Year	NOR
22/23	4263
23/24	4230
24/25	4215
25/26	4176
26/27	4143
27/28	4007
28/29	3924
29/30	3813
30/31	3757

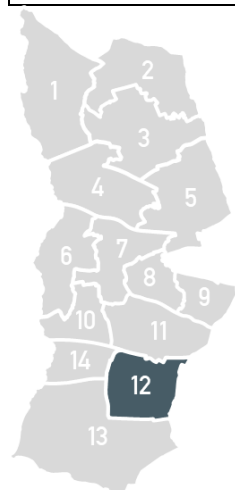
PPA 11 is a diverse area of the Borough, with more schools than any other. It has seen significant housing development, the new 'Grand Union Village' and new schools and expansion over the past decade. Nanaksar Primary (Sikh) opened with 4FE Reception entries in 2013 & 2014 but then had to suspend entries until Spring 2021. Demand in the area has remained relatively stable, with Nanaksar reopening at 4FE in Sept 2022 but struggling to attract more than 1FE of pupils. There are still external uncertainties in the size and timing of housing developments and likely child yield of new residents given the increasing business profile of the area near the Hayes Crossrail station.

This PPA is central to the largest concentration of population in the Borough and the largest developments and is adjacent to PPAs 7, 8, 9, 10 and 12. It is also close to Heathrow so parents are affected by the changes due to the pandemic in permanent and more casual employment, and borders with Ealing where there may be future housing development affecting cross border flows.

Over two miles away from Nanaksar, serving a specific neighbourhood, another school has had a reduction in its operating roll in the lower year groups from 5FE to 4FE. The proposal to reduce the PAN of the school was agreed and took effect in September 2023. It is still the largest primary school roll, and higher than 3 secondaries.

## Reception Pupil Forecast – PPA 12

Reception Pupil Forecast								
Year	23/24	24/25	25/26	26/27	27/28	28/29	29/30	30/31
Year-on-Year +/-	+5	+10	+3	+12	-3	+5	+2	0
Reception Surplus	47	37	34	22	25	20	18	18
Cranford Park Academy, Pinkwell Primary School & William Byrd Academy								



Number on Roll (Reception only)	
Year	NOR
22/23	248
23/24	253
24/25	263
25/26	266
26/27	278
27/28	275
28/29	280
29/30	282
30/31	282

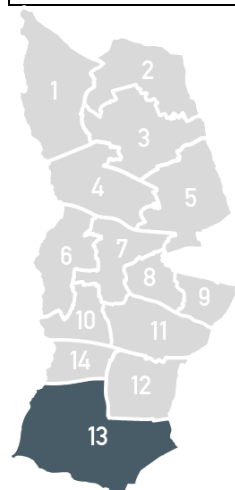
Number on Roll (Whole phase)	
Year	NOR
22/23	1911
23/24	1886
24/25	1906
25/26	1909
26/27	1907
27/28	1880
28/29	1838
29/30	1846
30/31	1846

This area has experienced volatility in rolls due to changes of housing tenure linked to Covid and Heathrow uncertainty, leading to housing previously leased by the airport being used by families and increasingly by Government agencies for temporary rehousing of vulnerable families.

This PPA borders with PPAs 11, 13 and 14 as well as Hounslow. Close monitoring will be undertaken but no further action is currently planned.

## Reception Pupil Forecast – PPA 13

Reception Pupil Forecast								
Year	23/24	24/25	25/26	26/27	27/28	28/29	29/30	30/31
Year-on-Year +/-	-9	-3	-1	0	-3	+1	0	-1
Reception Surplus	10	13	14	14	17	16	16	17
Harmondsworth Primary School & Heathrow Primary School								



Number on Roll (Reception only)	
Year	NOR
22/23	89
23/24	80
24/25	77
25/26	76
26/27	76
27/28	73
28/29	74
29/30	74
30/31	73

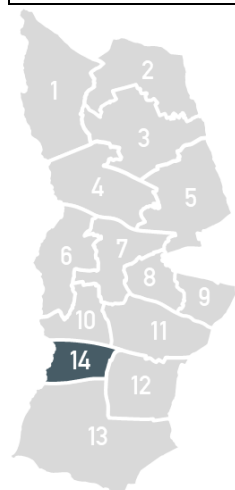
Number on Roll (Whole phase)	
Year	NOR
22/23	587
23/24	573
24/25	557
25/26	542
26/27	526
27/28	507
28/29	493
29/30	477
30/31	472

The two schools in this PPA serve distinct villages and communities, although there has been a change in the pupil population as more housing has been vacated and taken over by agencies for temporary housing. Both schools are full for Reception 2023 and in most year groups.

The Heathrow Airport Expansion plan could resurface in the long term. There are currently no plans for changes, but close monitoring will be maintained.

## Reception Pupil Forecast – PPA 14

Reception Pupil Forecast								
Year	23/24	24/25	25/26	26/27	27/28	28/29	29/30	30/31
Year-on-Year +/-	-18	-20	-3	-2	-9	+4	0	-2
Reception Surplus	45	65	68	70	79	75	75	77
Cherry Lane Primary School, Laurel Lane Primary School, St Catherine Catholic Primary School, St Martin's Church of England Primary School & West Drayton Academy								



Number on Roll (Reception only)	
Year	NOR
22/23	303
23/24	285
24/25	265
25/26	262
26/27	260
27/28	251
28/29	255
29/30	255
30/31	253

Number on Roll (Whole phase)	
Year	NOR
22/23	2026
23/24	2042
24/25	2000
25/26	1946
26/27	1886
27/28	1808
28/29	1773
29/30	1725
30/31	1699

This PPA contains a Crossrail station and has significant new housing and most of the local schools are full. A reasonable margin of capacity is needed but two schools have had declining and low rolls for some years.

This PPA borders with PPA10, 12 and 13 as well as South Bucks. No further action is planned yet.



## Year 7 Pupil Forecast – SPA North

Year 7 Pupil Forecast								
Year	23/24	24/25	25/26	26/27	27/28	28/29	29/30	30/31
Year-on-Year +/-	+59	-47	-14	+4	-19	-56	-60	-38
Year 7 Surplus	2	19	33	29	48	104	164	202
Bishop Ramsey Church of England School, The Douay Martyrs Catholic School, Harefield Academy, Haydon School, Northwood School, Queensmead School, Ruislip High School & Vyners School								



Number on Roll (Year 7 only)	
Year	NOR
22/23	1655
23/24	1714
24/25	1667
25/26	1653
26/27	1657
27/28	1638
28/29	1582
29/30	1522
30/31	1484

Number on Roll (Whole phase)	
Year	NOR
22/23	10206
23/24	10505
24/25	10588
25/26	10679
26/27	10630
27/28	10592
28/29	10462
29/30	10267
30/31	10049

Rolls are steadily rising, including within the two schools with additional 3FE expansions opened for Year 7 in September 2019. Two more schools have Priority School Building Programme (PSBP) improvements underway but with no extra places. No existing school sites could be expanded.

Rolls are projected to continue to rise, and revised projections show Year 7 intake reaching a peak in September 2023, and total secondary roll in September 2025. An 8% margin of spaces is necessary to ensure sufficient places due to parental preferences and this needs to be considered together with the south. All secondary schools in the north of the Borough are academies, each with different admission criteria. All except one are rated good or outstanding, and all except one are over-subscribed with long waiting lists. In 2023, almost all vacancies were in one academy which is very isolated in the far northwest. DfE have successfully supported the Academy to join a Multi Academy Trust (MAT) to improve its performance and popularity.

There is significant movement of pupils living to the south of the A40 travelling to schools north of the A40. 25% of pupils offered a place in a school in the north are resident in the south of the Borough. The operation of the different admission criteria and parental preferences creates unpredictable outcomes and changing sibling links. This fluctuates and requires a margin of spaces both north and south to absorb, as was possible until 2018 when Year 7 admissions began to rise.

The Trust leading on the new secondary free school agreed in 2016/17, in Summer 2023 withdrew their application which has subsequently been agreed by the DfE.

## Year 7 Pupil Forecast – SPA South

Year 7 Pupil Forecast								
Year	23/24	24/25	25/26	26/27	27/28	28/29	29/30	30/31
Year-on-Year +/-	+21	-59	+8	-23	-20	-51	-67	-66
Year 7 Surplus	94	82	74	97	117	168	235	301
Barnhill Community High School, Bishopshalt School, Guru Nanak Sikh Academy, Harlington School, Hewens College, Oak Wood School, Park Academy West London, Rosedale College, Swakeleys School for Girls, Uxbridge High School								



Number on Roll (Year 7 only)	
Year	NOR
22/23	1992
23/24	2013
24/25	1954
25/26	1962
26/27	1939
27/28	1919
28/29	1868
29/30	1801
30/31	1735

Number on Roll (Whole phase)	
Year	NOR
22/23	11980
23/24	12345
24/25	12564
25/26	12652
26/27	12558
27/28	12425
28/29	12235
29/30	11998
30/31	11711

Rolls are projected to continue to rise, and revised projections show Year 7 intake reaching a peak in September 2023, and total secondary roll in September 2025. Numbers are very susceptible to changes in cross-borough flows and the perceived educational standards in schools. Each year, demand fluctuates with changes in the level of applications and the success rate for out of Borough faith and selective schools.

As set out above, there is considerable mobility between north and south and out of Borough, which requires a margin above the projected numbers to accommodate fluctuation in parental preferences from year to year.

A planned 1.5FE expansion opened in September 2023.